

Executive Summary of the 2006 PPAUS - Primary Prevention Awareness, Attitude, & Use Survey

STUDENT PERSPECTIVES ON THE USE OF ALCOHOL, TOBACCO, OTHER DRUGS, AND VIOLENCE

WESTERVILLE CITY SCHOOLS

INTRODUCTION

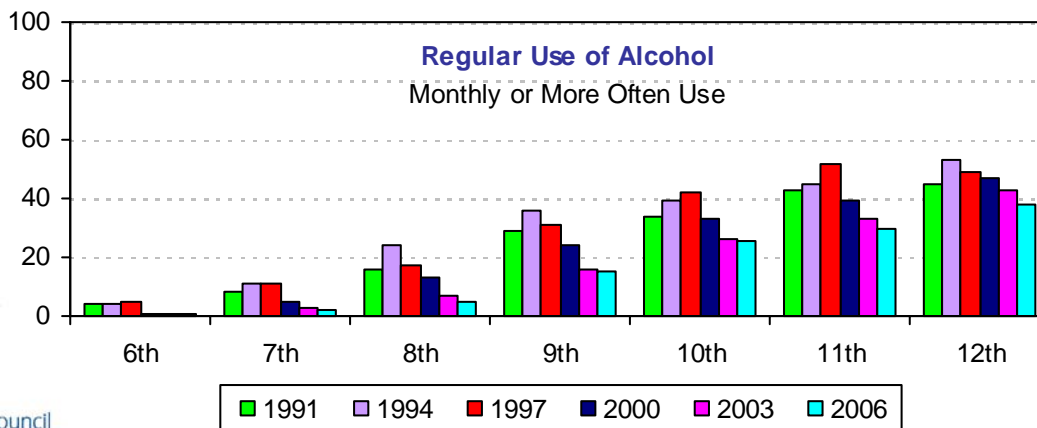
Research on the use of alcohol, tobacco and other drugs has consistently shown that the use of these substances by young people is correlated with a wide range of negative behaviors including low academic performance. In 1988, the Safe and Drug-Free Schools Consortium, a program of the Educational Council, initiated a needs assessment of students in grades six through twelve. Every three years, this assessment is repeated; 2006 was the seventh occasion of the survey, and 6,438 students from Westerville City Schools were included in the Primary Prevention Awareness, Attitude, and Use Survey. This summary contains highlights of the report.

The purpose of this adolescent self-report inventory is to provide information that can be used to guide prevention and intervention efforts; to track changes over time in the self-reported use of alcohol, tobacco, and other drugs; to identify possible correlates and predictors of drug and alcohol use; and to identify areas of problem behaviors and safety concerns. Many items and topics in PPAUS have remained the same over the years, allowing the Consortium to track suggested trends in usage, behavior and attitudes. The PPAUS analyses may also identify predictors and correlates of use which can then be used to direct ongoing prevention efforts.

SURVEY HIGHLIGHTS

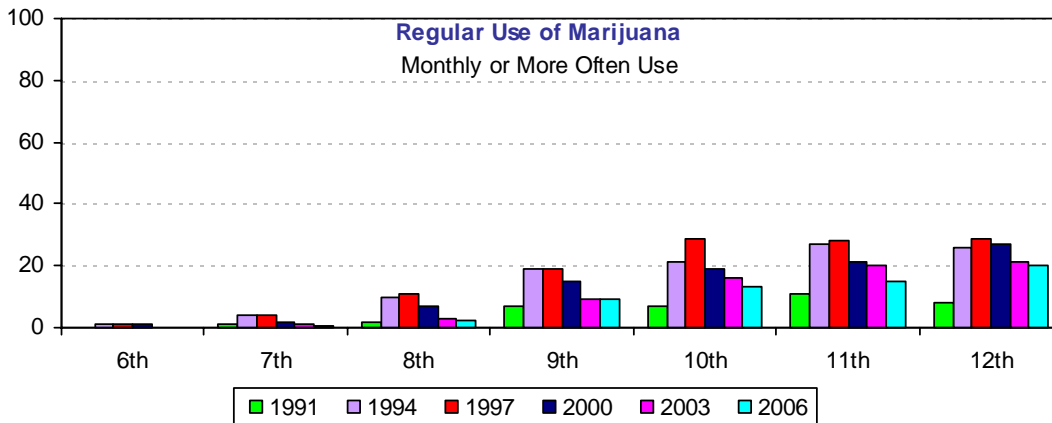
Alcohol

- 1% of sixth graders, 4% of seventh and eighth graders, 21% of ninth and tenth graders, and 34% of eleventh and twelfth graders drank regularly (at least once a month).
- 0.2% of sixth graders, 0.9% of seventh and eighth graders, 7% of ninth and tenth graders, and 15% of juniors and seniors drank alcohol at least once a week.
- The average age of first use of alcohol for middle school students was 11.7 and for high school students, 13.9.
- 91% of sixth graders, 79% of seventh and eighth graders, 53% of ninth and tenth graders, and 38% of eleventh and twelfth graders had **never** drunk alcohol.
- 2% of sixth graders, 4% of seventh and eighth graders, 21% of ninth and tenth graders, and 29% of eleventh and twelfth graders reported binge drinking at least once in the last 30 days.
- 21% of sixth graders, 16% of seventh and eighth graders, 16% of ninth and tenth graders, 17% of eleventh and twelfth graders thought there was minimal harm (no risk or slight risk) associated with binge drinking on the weekends.
- 0.1% of middle school students used alcohol in school, 6% used it at parties and 9% used it at home. 2% of the high school students used alcohol in school, 36% used it at parties and 22% used it at home.
- 0.1% of middle school students used alcohol during school and 10% used it weekends. 1% of high school students used alcohol during school and 43% used it weekends.



Marijuana

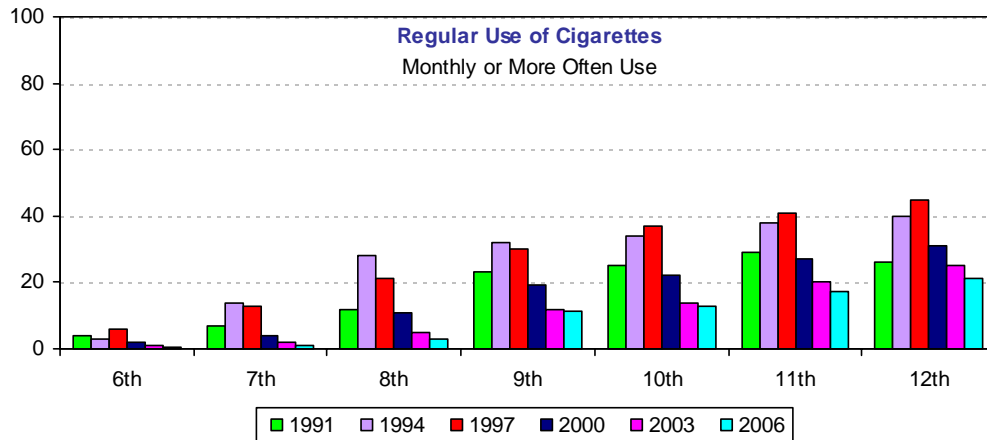
- 0.2% of sixth graders, 2% of seventh and eighth graders, 11% of ninth and tenth graders, and 18% of eleventh and twelfth graders smoked marijuana once a month or more.
- Average age of first use for middle school students was 12.2 and for high school students, 14.1.
- 99% of sixth graders, 96% of seventh and eighth graders, 80% of ninth and tenth graders, and 67% of eleventh and twelfth graders had **never** smoked marijuana.
- 19% of sixth graders, 13% of seventh and eighth graders, 17% of ninth and tenth graders, and 18% of eleventh and twelfth graders believe there is minimal harm (no risk or slight risk) associated with smoking marijuana regularly.
- Among middle school students, 0.1% of the students reported smoking marijuana at school, 2% at parties and 2% at home. In high school, 2% of the students had smoked marijuana at school, 18% had smoked at parties and 11% at home.
- 0.3% of middle school students used marijuana before school, 0.1% used it during school, 0.8% used it after school, 0.7% used it week nights, and 2% used it weekends. 5% of the high school students used marijuana before school, 2% used it during school, 9% used it after school, 8% used it week nights, and 19% used marijuana weekends.



Tobacco

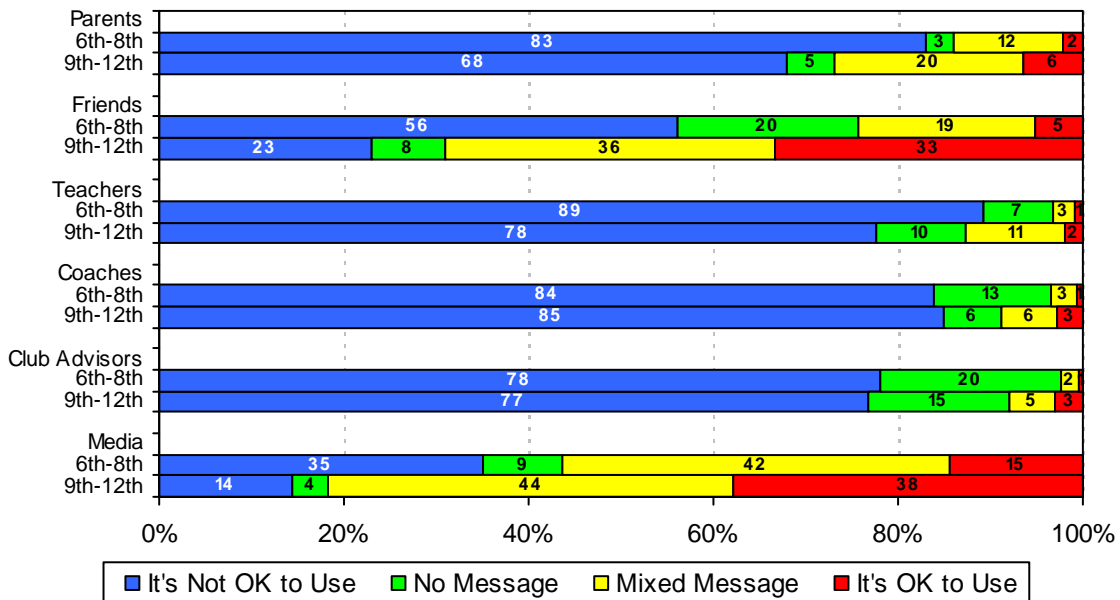
- 0.1% of sixth graders, 0.5% of seventh and eighth graders, 5% of ninth and tenth graders, and 11% of eleventh and twelfth graders reported smoking cigarettes daily.
- An additional 1% of middle school students and 8% of high school students smoke at least once a month up to twice a week.
- The average age of first use for middle school students was 11.5 and for high school students, 13.6.
- 97% of sixth graders, 92% of seventh and eighth graders, 75% of ninth and tenth graders, and 65% of eleventh and twelfth graders had **never** smoked cigarettes.
- 22% of sixth graders, 16% of seventh and eighth graders, 14% of ninth and tenth graders, and 11% of eleventh and twelfth graders thought there was minimal harm (no risk or slight risk) associated with smoking one or more packs of cigarettes per day.
- 0.1% of middle school students used cigarettes in school, 2% used them at parties and 3% used them at home. 3% of high school students used cigarettes in school, 15% used them at parties and 12% used them at home.
- 0.1% of middle school students used cigarettes during school, 2% used them after school, 1% used them week nights, and 3% used them weekends. 7% of the high school students used cigarettes before school, 3% used them during school, 13% used them after school, 10% used them week nights, and 15% used them weekends.

Tobacco (continued)



Messages about Drinking

For club advisors and coaches, percentages are based on ONLY those students who participated in activities or sports.



"Message" items were also included for tobacco and marijuana. The responses for these items produced similar patterns as messages about drinking.

Problem Behaviors

In-School

- 9% of students in grades six through eight and 22% in grades nine through twelve had skipped school at least once in the past year.
- 31% of sixth through eighth graders and 52% of the ninth through twelfth graders had cheated on a class test at least once.

Community

- 1% of middle school students and 9% of high school students reported that they had sold drugs in the past year.
- 14% of middle school students and 22% of high school students had vandalized property.
- 21% of students had ridden in a car when the driver had been drinking in the past year, 16% with a driver who had been smoking pot.
- 23% of students who drive had done so while drinking, 19% of students had driven a car while using marijuana, and 43% of students had served as a designated driver.

Bullying-Related Behaviors

Students were asked questions about behaviors during school that are associated with bullying. They were asked to reflect on how they treat peers (perpetrator), whether or not they are treated negatively (victim) and what they do when others are being bullied (bystander).

Perpetrators

- 22% of middle school students and 20% of high school students had pushed others around to make them afraid (4% of all students more than three times).
- 50% of sixth through eighth graders and 39% of ninth through twelfth graders had told lies or spread false rumors about someone (7% of all students four times or more).
- 31% of middle school students and 29% of high school students reported they had left someone out of a group or activity to hurt them (4% of all students more than three times).

Victims

- 8% of middle school students and 5% of high school students reported that they had been robbed at school within the past year (0.8% of all students more than three times).
- 19% of middle school students and 10% of high school students said they had been physically attacked at school (2% of all students four times or more)
- 43% of the sixth through eighth graders and 36% of the ninth through twelfth graders had been verbally attacked (9% of all students four times or more).
- 23% of middle school students and 18% of high school students had feared for their physical safety at school.
- 29% of middle school students and 23% of high school students had been called names, disrespected, physically threatened, or made to feel afraid online.

Bystanders

- 37% of middle school students and 47% of high school students did nothing when another student was being called mean or hurtful names (4% of all students joined in).
- 22% of middle school and 28% of high school students did nothing when another student was being physically attacked (3% of all students joined in).
- 33% of students in grades six through eight and 42% of students in grades nine through twelve did nothing when they observed someone spreading mean rumors or gossip (6% of all students joined in).

Prevention Programs

- 82% of the students had participated in Drug Abuse Resistance Education (D.A.R.E) at least once in school.
- 22% of all students surveyed had been in drug-free clubs or activities.
- 22% of students had participated in violence prevention programs.
- 24% of students had participated in drug-free leadership, camps or retreats.
- 10% of all students had participated in Winners' Choice Camp.
- 24% had participated in after school mentoring or tutoring.

Out-of-School Activities

- 59% of middle school students participated daily in educational activities outside of school. 60% of high school students participated in such activities daily.
- 46% of sixth through eighth graders and 42% ninth through twelfth graders participated daily in physical activities and community sports.
- 38% of students in grades six through eight reported daily participation in family activities. 24% of ninth through twelfth graders participated in such family activities daily.
- 41% percent of the sixth through eighth graders and 65% of the ninth through twelfth graders participated in social activities with friends at least once a week.
- 45% of the middle school students and 42% of the high school students participated weekly or more often in religious activities.
- 8% of the middle school students and 34% of the high school students worked for pay at least once a week in out-of-home jobs.
- 4% of the sixth through eighth graders and 9% of the ninth through twelfth graders did volunteer or community service activities weekly or more often.
- 16% of the middle school students and 13% of the high school students were in community activities at least weekly.

A Questionable-Response (QR) filter was used to identify students who may have been exaggerating or careless in their response patterns. Two or more QR points based on these criteria were cause to eliminate a survey from analyses. In the Westerville City Schools, 277 questionnaires (4.1 percent) were excluded from the final data set because of two or more QR points.



For more information, please contact The Safe and Drug-Free Schools Consortium, a program of the Educational Council, 1929 Kenny Road, Suite 300, Columbus, OH 43210, 614-292-8707.